



KLAUS Multiparking GmbH
Hermann-Krum-Straße 2
D-88319 Aitrach
Fon +49 (0) 75 65 508-0
Fax +49 (0) 75 65 508-88
info@multiparking.com
www.multiparking.com

PRODUCT DATA



mastervario

Technical Information



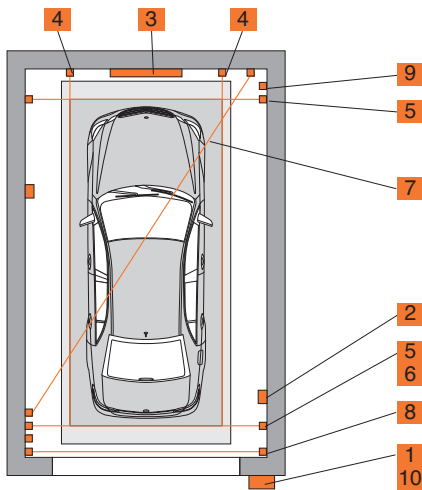
Page 1
Titel page

Page 2
Transfer cab.
Turning unit
Car dims.

Page 3
Main gate

Page 4
Technical notes

Transfer area



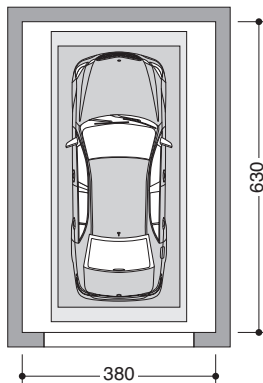
- 1** Card reader:
 - flush-mounted
 - surface-mounted
 - on pillar
- 2** Emergency Stop
- 3** Large text display
- 4** Width control
- 5** Length control
- 6** Height control
- 7** Pallet assigned
- 8** Exit control
- 9** Motion sensor
- 10** Traffic light system

- Optional:
- Door monitoring switch (if side door is used)
 - Door-open key for main door
 - Receiver antenna for remote control

Turning unit

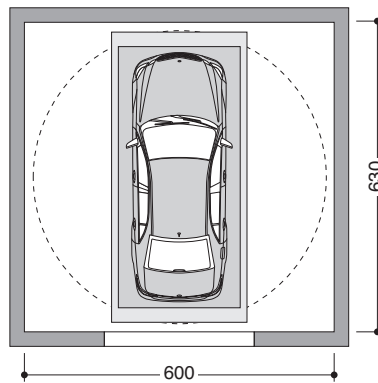
- **Turning in storage area:**
When turning in the storage area, make sure that sufficient space is available in the transfer cabin for getting in and out.
- **Turning in the transfer cabin:**
If the vehicle is turned in the transfer cabin, more space is required compared to turning in the storage area.

Transfer cabin without turning



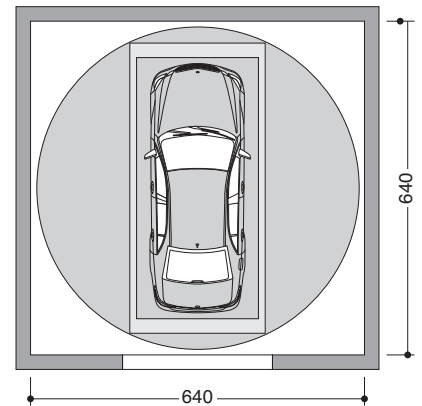
If no turning or turning in the storage area is intended, a narrow transfer cabin is provided.

Turning without turning platform



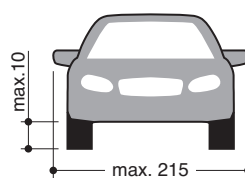
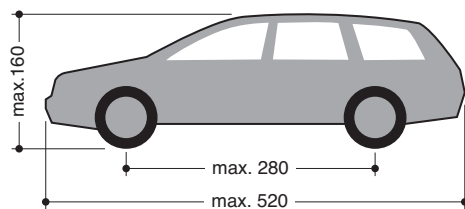
Turning in the transfer cabin without turning platform when storing parallel to the entrance / exit direction.

Turning with turning platform



Turning in the transfer cabin with turning platform when storing not parallel to the entrance / exit direction.

Car dimensions

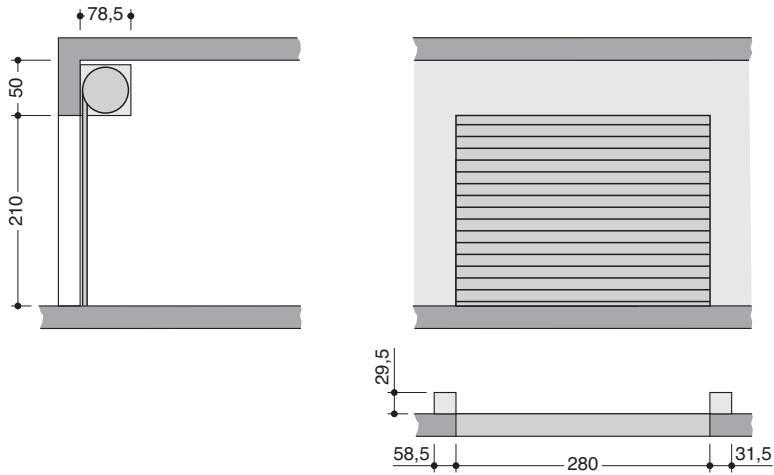


! The specified maximum car dimensions apply for the system dimensions specified in the product data sheets. Any different dimensions are possible anytime, however, they required prior consultation with KLAUS Multiparking. System dimensions in the product data sheets vary with changing dimensions.

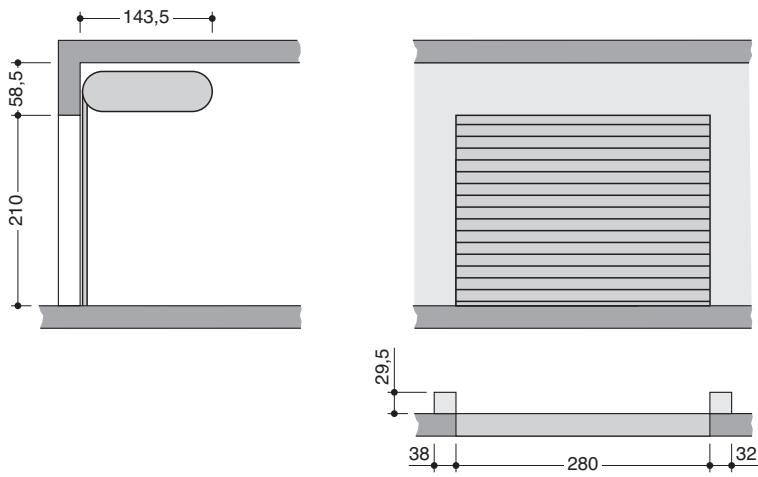
Main gate

- By default, roller shutters are used according to the safety requirements and in connection with the applicable EU standards.
- Special solutions must be coordinated with KLAUS Multiparking.

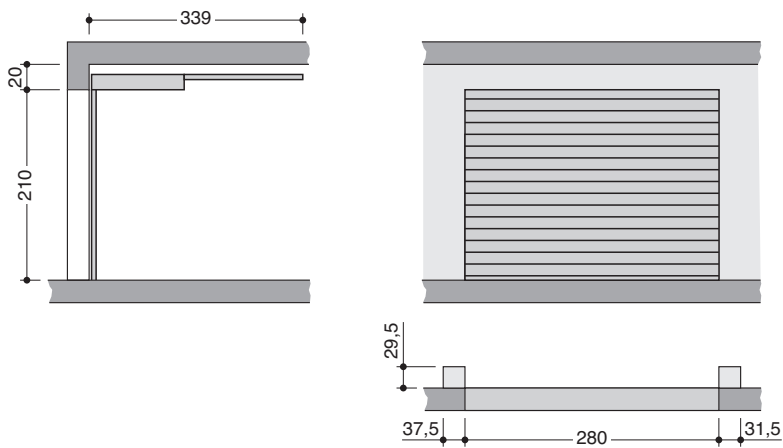
Spiral door



Oval spindle door



Low-header door



Seite 1
Titel pagePage 2
Transfer cab.
Turning unit
Car dimens.Page 3
Main gatePage 4
Technical
notes

Technical Notes

Control system

The control system is based on a PLC industry system.

Any parking processes are initiated by an RFID keychain on the card reader.

This card reader is located next to the transfer cabin.

Requests via remote control are possible. Connection to cash till systems is possible.

Linking of multiple systems without additional hardware is possible.

Statics and construction

The steel construction is a self-supporting construction holding pallets and conveying units.

The steel construction is fixed to the ground using glue dowels, the support to the wall mainly with rubber buffers.

The depth of the borehole in the floor plate or wall is about 15 cm. Floor plate and walls are made of concrete (quality: min. C20/25)!

Lighting

Transfer cabin: min 500 lux

System area: min 50 lux

The lighting in the transfer cabin can be integrated in the control system.

Drainage

The parking pallets are designed such that any water (dripping water, melting snow) is collected.

An internal drainage system conveys the water to the pump sump to be provided by the customer. Any dripping on vehicles and building is excluded.

Availability

The availability of the system depends on the VDI directive 4466, January 2001 (art. 6.4). According to this the system will reach at least 98% (calculation acc. to VDI 3581) after an operating time of 6 months.

Declaration of conformity / Manufacturer's declaration

The systems offered by KLAUS Multiparking are designed, in general, in accordance with the EC Machinery Directive 2006/42/EC and, in particular, with the DIN EN 14010.

Fire protection

Any necessary fire protection measures are to be coordinated by the architect with the responsible building authorities or any other relevant authority.

To integrate the corresponding measures, contact KLAUS Multiparking.

Dimensions

The dimensions specified by us are minimum dimensions. In order to meet the minimum finished dimensions the tolerances according to VOB, part C (DIN 18330 and 18331) as well as the DIN 18202 must also be observed.

Noise protection

Our systems fulfil the requirements according to DIN 4109 on condition that the building provides a sound reduction index R_w of at least 57 dB(A).

Ventilation / Ambient conditions

The permissible temperature range for electrical control elements and the mechanical parts is between +5°C and +40°C. Any deviations from these values are to be coordinated with KLAUS Multiparking.

The ventilation system is designed in a way that it fulfils the requirements on safety at work. In addition, the constant exchange of air shall reduce the humidity and prevent any consequential condensation (corrosion).

Grounding / Equipotential bonding

Within the area of the steel structure earth electrodes are to be provided every 10–15 m by the customer. They are to be designed according to DIN EN 60204. The locations of the earth electrodes are to be coordinated with KLAUS Multiparking.

We reserve the right to change this specification without further notice

KLAUS Multiparking reserves the right in the course of technical progress to use newer or other technologies, systems, processes, procedures or standards in the fulfillment of their obligations other than those originally offered provided the customer derives no disadvantage from their so doing.